

■ Features

- MEAN WELL Patent Number: ZL 202223277512.1
- 5"×3" compact size with **low profile** (12V: 35mm ,15~54V: 33.5mm)
- 80~264Vac input with PFC, No load power consumption<0.5W
- **Global certificates in multi-fields** (ITE 62368-1, Medical 60601-1, Household 60335-1, Industrial 61558-1/-2-16)
- **150%peak** load @ 3s
- **400W** convection, **600W** with FAN **23CFM** forced-cooled
- Suitable for **Class I** or **Class II** installations
- Over voltage category **III (OVC III)**
- **-40 ~ +80°C** wide range operation temperature
- High efficiency up to 95%
- Protections: Short circuit / Overload / Over voltage / Over temperature
- Extremely low leakage current, **2 x MOPP**, suitable for **BF** medical applications
- Operating altitude up to **5000 meters**
- Built-in 12V/0.5A for external FAN
- Built-in Remote sense
- 3 years warranty

■ Applications

- Industrial automation machinery/ control system
- Security system
- Mechanical and electrical equipment
- Electronic instruments, equipments or apparatus
- Network equipment
- Telecom devices
- Power sourcing equipment of PoE
- Home automation
- Medical devices

■ GTIN CODE

MW Search: <https://www.meanwell.com/serviceGTIN.aspx>

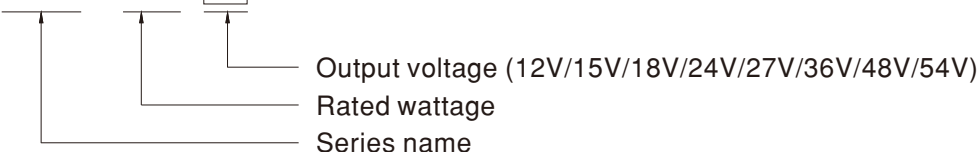
■ Description

The LOP-600 is a 600W highly reliable, energy-efficient, low-profile open frame type power supply. With a high power density of 30.3W/in³ within the standard size of 5" x 3", it features a universal input voltage range of 80~264VAC, making it suitable for global applications. The series offers a comprehensive selection of standard voltages, including 12V/15V/18V/24V/27V/36V/48V/54V, and comes in a complete range of models.

The main features of the LOP-600 include: low standby power (<0.5W), high efficiency (up to 95%), capable of providing 400W under natural air cooling and 600W with an additional fan. It has a 150% @ 3 seconds overload capacity, a wide operating temperature range of -40 to +80°C, compliance with OVCIII, suitable for Class I (with FG) or Class II (without FG) systems. The product has obtained multiple safety certifications, including 62368-1/60601-1/61558-1/60335-1, and is designed to meet 2xMOPP and extremely low touch leakage current <70 μA, making it suitable for BF class medical devices. With high product safety and excellent EMC performance, it is versatile and applicable in various fields such as ITE, medical, industrial control, home automation and more. It is a cost-effective slim open frame type power supply.

■ Model Encoding

LOP - 600 - 12





600W 5"×3" Low Profile Open Frame Power Supply

LOP-600 series

SPECIFICATION

MODEL		LOP-600-12	LOP-600-15	LOP-600-18	LOP-600-24	LOP-600-27	LOP-600-36	LOP-600-48	LOP-600-54	
OUTPUT	DC VOLTAGE	12V	15V	18V	24V	27V	36V	48V	54V	
	CURRENT	Peak(3sec.)	75A	60A	50A	37.5A	33.3A	25A	18.8A	16.7A
		23CFM	50A	40A	33.3A	25A	22.3A	16.7A	12.5A	11.2A
		Convection	30A	24A	20A	16.7A	14.8A	11.1A	8.3A	7.4A
	RATED POWER	Peak(3sec.)	900W	900W	900W	900W	899.1W	900W	902.4W	901.8W
		23CFM	600W	600W	599.4W	600W	602.1W	601.2W	600W	604.8W
		Convection	360W	360W	360W	400.8W	399.6W	399.6W	398.4W	399.6W
	RIPPLE & NOISE (max.) Note.2	120mVp-p	150mVp-p	180mVp-p	200mVp-p	200mVp-p	250mVp-p	250mVp-p	250mVp-p	250mVp-p
	VOLTAGE ADJ. RANGE(MAIN OUTPUT)	11.4~12.6V	14.3~15.8V	17.1~18.9V	22.8~25.2V	25.6~28.4V	34.2~37.8V	45.6~50.4V	52~58V	
	VOLTAGE TOLERANCE Note.3	±3.0%	±3.0%	±3.0%	±2.0%	±1.0%	±1.0%	±1.0%	±1.0%	±1.0%
LINE REGULATION	±0.5%	±0.5%	±0.5%	±0.5%	±0.5%	±0.5%	±0.5%	±0.5%	±0.5%	
LOAD REGULATION	±1.0%	±1.0%	±1.0%	±1.0%	±1.0%	±1.0%	±1.0%	±1.0%	±1.0%	
SETUP, RISE TIME	1000ms, 50ms/230VAC 1500ms, 50ms/115VAC at full load									
HOLD UP TIME (Typ.)	12ms@400W load , 8ms@600W load									
INPUT	VOLTAGE RANGE Note.4	80 ~ 264VAC		113 ~ 370VDC						
	FREQUENCY RANGE	47 ~ 63Hz								
	POWER FACTOR	PF>0.95/230VAC PF>0.98/115VAC at full load								
	EFFICIENCY (Typ.)	93%	93.5%	94%	94%	95%	95%	95%	95%	95%
	AC CURRENT (Typ.)	6.4A/115VAC		3.2A/230VAC						
	INRUSH CURRENT (Typ.)	COLD START 40A/115VAC			80A/230VAC					
	LEAKAGE CURRENT	Earth leakage current < 500 μ A(rms) @ 264VAC , touch current < 70 μ A(rms) @ 264VAC								
PROTECTION	OVERLOAD	105 ~ 150% rated output power, Protection type : Hiccup after 3 sec, recovers automatically after fault condition is removed								
	OVER VOLTAGE	13.2 ~ 15.6V	16.5 ~ 19.5V	19.8 ~ 23.4V	26.4 ~ 31.2V	29.7 ~ 35.1V	39.6 ~ 46.8V	52.8 ~ 62.4V	59.4 ~ 67.5V	
		Protection type : Shut down o/p voltage, re-power on to recover								
OVER TEMPERATURE	Protection type : Shut down o/p voltage, recovers automatically after temperature goes down or re-power on to recover									
FUNCTION	EXTERNAL FAN SUPPLY	12V@0.5A for driving a fan (23CFM) / 12V@0.2A for without fan; Tolerance -15% ~+15% at main output 20% rated current								
	REMOTE SENSE	The remote sensing compensates voltage drop on the load wiring up to 0.5V								
	POWER GOOD / POWER FAIL (optional)	500ms>PG>10ms ; The TTL signal goes high with 10ms to 500ms delay after power set up ; The TTL signal goes low at least 1ms before Vo below 90% of rated value; TTL(0 ~ 1V), TTH(2 ~ 5V)								
ENVIRONMENT	WORKING TEMP.	-40 ~ +80°C (Refer to "Derating Curve")								
	WORKING HUMIDITY	20 ~ 90% RH non-condensing								
	STORAGE TEMP., HUMIDITY	-40 ~ +85°C, 10 ~ 95% RH non-condensing								
	TEMP. COEFFICIENT	±0.03%/°C (0 ~ 50°C)								
	VIBRATION	10 ~ 500Hz, 2G 10min./1cycle, 60min. each along X, Y, Z axes								



600W 5"×3" Low Profile Open Frame Power Supply

LOP-600 series

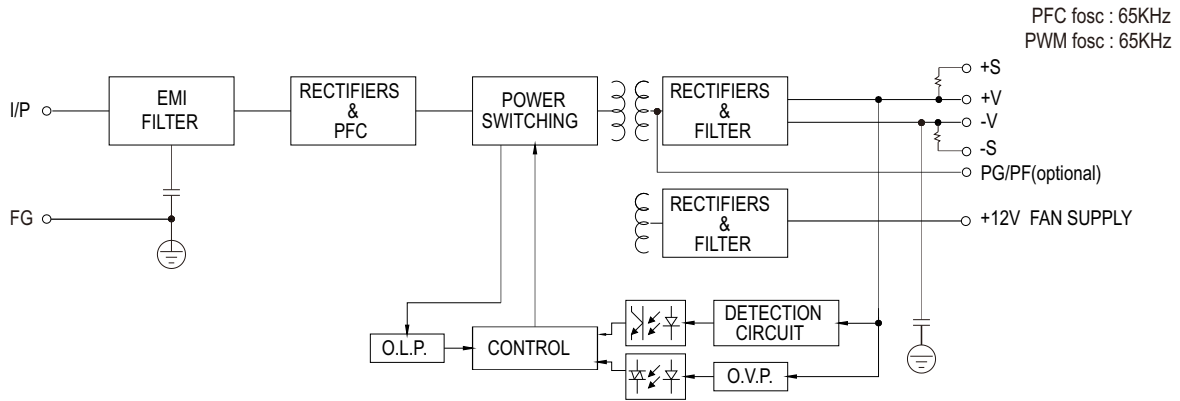
	SAFETY STANDARDS	CB IEC62368-1, IEC60335-1, IEC61558-1/-2-16, IEC60601-1; TUV BS EN/EN62368-1, BS EN/EN60335-1, BS EN/EN61558-1/-2-16, BS EN/EN60601-1(3.2 Version); UL UL62368-1, ANSI / AAMI ES60601-1(3.2 Version) ; CCC GB4943.1 ; RCM AS/NZS 61558-1/-2-16; EAC TPTC 004 approved.			
	ISOLATION LEVEL	Primary-Secondary: 2xMOPP, Primary-Earth:1xMOPP, Secondary-Earth:1xMOPP			
	OVER VOLTAGE CATEGORY	IEC/EN 61558-1/-2-16(OVC III, altitude up to 2000M) IEC/EN/UL 62368-1 (OVC II, altitude up to 5000M) IEC/EN 60335-1 (OVC II, altitude up to 5000M) IEC/EN 60601-1 (OVC II, altitude up to 4000M)			
	PROTECTIVE EXTRA-LOW VOLTAGE	IEC/EN61558-2-16 (SELV, 12~48V) IEC/EN/UL 62368-1 (SELV / ES1, 12~48V)			
	WITHSTAND VOLTAGE	I/P-O/P:4KVAC I/P-FG:2KVAC O/P-FG:1.5KVAC			
	ISOLATION RESISTANCE	I/P-O/P, I/P-FG, O/P-FG:100M Ohms / 500VDC / 25°C/ 70% RH			
	SAFETY & EMC (Note 5)	EMC EMISSION	Parameter	Standard	Test Level / Note
Conducted & Radiated			BS EN/EN55032(CISPR32)	Class I : Class B , Class II : Class A	
			BS EN/EN55011(CISPR11)		
Harmonic Current			BS EN/EN61000-3-2	Class A	
Voltage Flicker		BS EN/EN61000-3-3	-----		
EMC IMMUNITY		BS EN/EN55035,BS EN/EN61000-6-2			
		Parameter	Standard	Test Level /Note	
		ESD	BS EN/EN61000-4-2	Level 4, 15KV air ; Level 4, 8KV contact	
		Radiated Susceptibility	BS EN/EN61000-4-3	Level 3, 10V/m(80MHz~2.7GHz) Table 9, 9~28V/m(385MHz~5.78GHz)	
		EFT/Burest	BS EN/EN61000-4-4	Level 3, 2KV	
	Surge	BS EN/EN61000-4-5	Level 4, 4KV/Line-FG ; 2KV/Line-Line		
	Conducted	BS EN/EN61000-4-6	Level 3, 10V		
	Magnetic Field	BS EN/EN61000-4-8	Level 4, 30A/m		
Voltage Dips and interruptions	BS EN/EN61000-4-11	>95% dip 0. 5 periods, 100% dip 1 periods, 30% dip 25 periods, >95% interruptions 250 periods			
OTHERS	MTBF	1963.2K hrs min. Telcordia SR-332 (Bellcore) ; 310.9K hrs min. MIL-HDBK-217F (25°C)			
	DIMENSION	12V: 127*76.2*35mm (L*W*H) , 15~54V: 127*76.2*33.5mm (L*W*H)			
	PACKING	0.48Kg; 24pcs/13.7Kg/1.10CUFT			
NOTE	<p>1. All parameters NOT specially mentioned are measured at 230VAC input, rated load and 25°C of ambient temperature.</p> <p>2. Ripple & noise are measured at 20MHz of bandwidth by using a 12" twisted pair-wire terminated with a 0.1μF & 47μF parallel capacitor.</p> <p>3. Tolerance : includes set up tolerance, line regulation and load regulation.</p> <p>4. Derating may be needed under low input voltages. Please check the derating curve for more details.</p> <p>5. The power supply is considered a component which will be installed into a final equipment. All the EMC tests are been executed by mounting the unit on a 360mm*360mm metal plate with 1mm of thickness. The final equipment must be re-confirmed that it still meets EMC directives. For guidance on how to perform these EMC tests, please refer to "EMI testing of component power supplies." (as available on https://www.meanwell.com/Upload/PDF/EMI_statement_en.pdf)</p> <p>※ Product Liability Disclaimer : For detailed information, please refer to https://www.meanwell.com/serviceDisclaimer.aspx</p>				



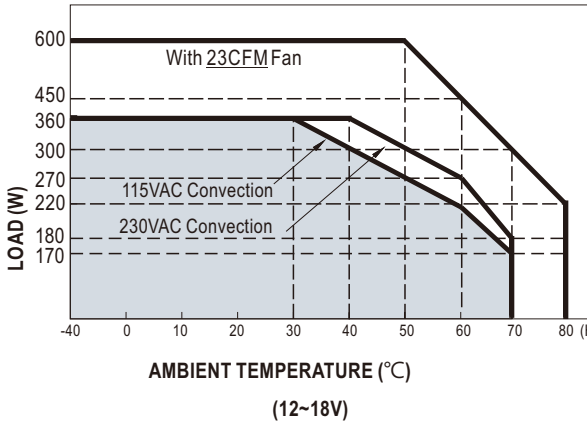
600W 5"×3" Low Profile Open Frame Power Supply

LOP-600 series

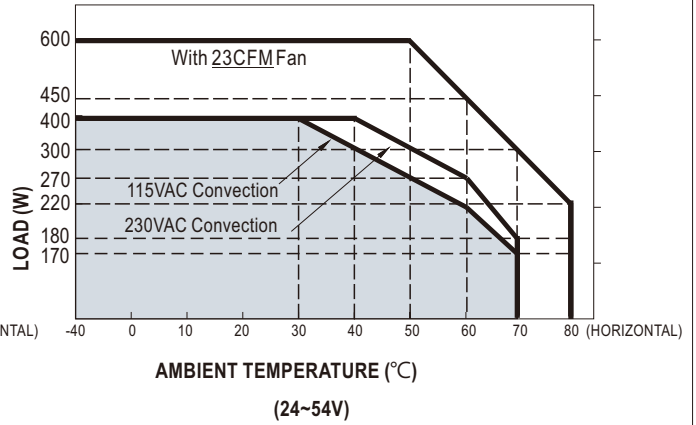
■ **Block Diagram**



■ **Derating Curve**

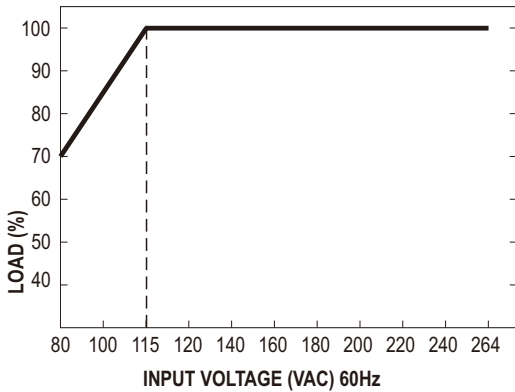


Cooling	Max. Output Power
Free air convection	360W
Force air with external Fan	600W



Cooling	Max. Output Power
Free air convection	400W
Force air with external Fan	600W

■ **Output Derating VS Input Voltage**



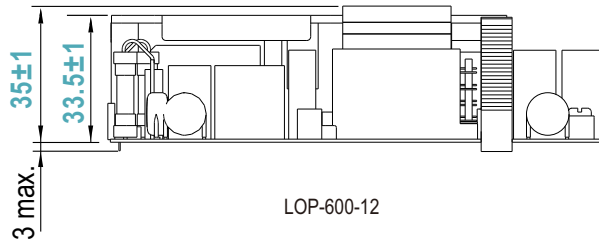
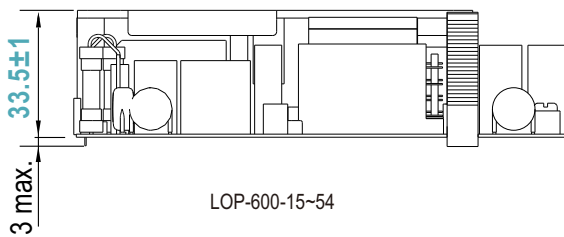
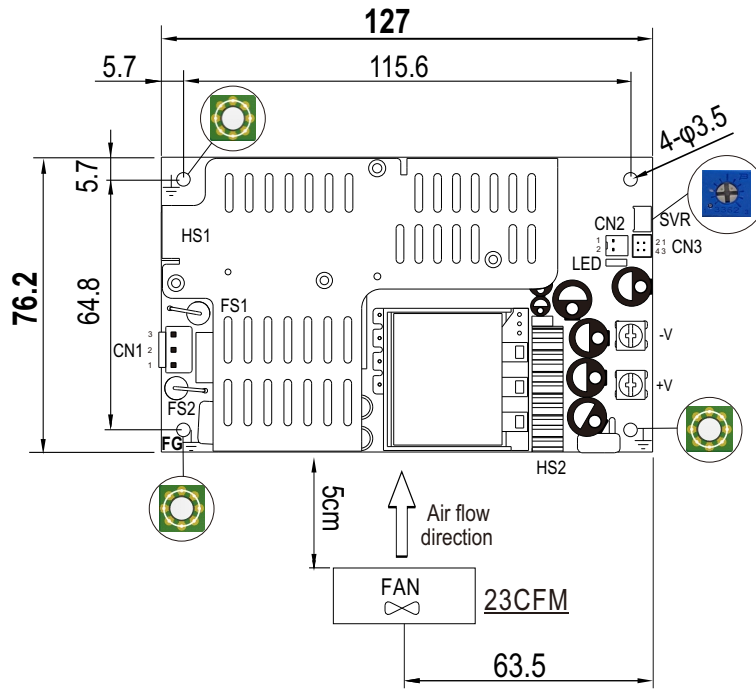


600W 5"×3" Low Profile Open Frame Power Supply

LOP-600 series

Mechanical Specification

Unit:mm



AC Input Connector (CN1) : JST B3P-VH or equivalent

Pin No.	Assignment	Mating Housing	Terminal
1	AC/L	JST VHR or equivalent	JST SVH-21T-P1.1 or equivalent
2	No Pin		
3	AC/N		

FAN Connector(CN2) : TKP 8812-2 or equivalent

Pin No.	Assignment	Mating Housing	Terminal
1	DC COM	TKP 2502 or equivalent	TKP 8811 or equivalent
2	+12Vaux		

DC Output Connector

Assignment	Output Terminals
-V	M3.5 Pan HD screw in 2 positions
+V	Torque to 8 lbs-in(90cNm)max.

Function Connector(CN3): TKP DH2I-2X2 or equivalent

Pin No.	Assignment	Mating Housing	Terminal
1	-R.S	TKP DH2 or equivalent	TKP or equivalent
2	+R.S		
3	DC COM		
4	PG(optional)		

Note:

Class I System: Mounting holes marked with \perp have to be connected to safety earth.

Class II System: Unnecessary to connect with safety earth.

⚠ HS1,HS2 cannot be shorted

Installation Manual

Please refer to : <http://www.meanwell.com/manual.html>